

1776 Fun And Easy Tools, Tips, And Activities To Help Your Child Love This Country




Table of Contents

1. Section 1: Tools and Tips for Teaching Patriotism
2. Section 2: Fun and Easy Activities to Celebrate America

3. Section 3: Games and Quizzes to Reinforce American History

Section 1: Tools and Tips for Teaching Patriotism

Instilling a love of country in your child is essential for their development as a well-rounded and engaged citizen. Patriotism fosters a sense of belonging, pride, and responsibility, and it helps children understand their role in shaping the future of their nation.



How to Raise an American: 1776 Fun and Easy Tools, Tips, and Activities to Help Your Child Love This

Country by Myrna Blyth

★★★★☆ 4.3 out of 5

Language : English
File size : 571 KB
Text-to-Speech : Enabled
Screen Reader : Supported
Enhanced typesetting : Enabled
Word Wise : Enabled
Print length : 320 pages



This book provides you with a comprehensive toolkit to help you teach your child about America in a fun and engaging way.

Establish a Home Library

Start by creating a home library filled with books about American history, culture, and symbols. Audiobooks are another great option for busy families.

Celebrate Holidays

Patriotic holidays are a wonderful opportunity to teach your child about American history and traditions. Decorate your home, cook festive treats, and participate in local parades and events.

Visit Historic Sites

Take your child to visit historic sites such as battlefields, museums, and monuments. These places bring history to life and provide a tangible connection to the past.

Encourage Service

Involve your child in community service projects, such as volunteering at a local soup kitchen or cleaning up a park, to demonstrate the importance of giving back to their country.

Model Patriotism

Children learn by observing the adults in their lives. Show your child that you are proud to be an American by voting, flying the flag, and respecting the country's laws and symbols.

Use Educational Resources

The internet and local libraries offer a wealth of educational resources, including videos, games, and lesson plans, that can supplement your teaching efforts.

Section 2: Fun and Easy Activities to Celebrate America

Make learning about America fun for your child with these engaging activities:

Create a Patriotic Time Capsule

Have your child fill a box with items that represent their love for America, such as pictures, letters, and souvenirs. Bury the time capsule and plan to open it on a future patriotic holiday.

Design a Red, White, and Blue Masterpiece

Provide your child with paper, crayons, markers, and glitter, and encourage them to create a colorful and creative work of art inspired by the American flag.

Hold a Patriotic Talent Show

Invite your child's friends and family over for a talent show featuring patriotic songs, dances, poems, and skits. Award prizes for creativity and effort.

Sing Patriotic Songs

Sing patriotic songs together as a family or around a campfire. The Star-Spangled Banner, America the Beautiful, and God Bless America are all great choices.

Play Patriotic Games

Organize patriotic games such as American History Charades, Bingo, and Trivia. These games are a great way to reinforce historical knowledge.

Host a "Thank You" Party for Veterans

Invite local veterans to your home for a party to express your gratitude for their service. Let your child interview the veterans and learn about their experiences.

Section 3: Games and Quizzes to Reinforce American History

Test your child's knowledge of American history with these fun and challenging games:

American History Trivia Quiz

This quiz covers key events, figures, and dates in American history. You can make it more challenging by dividing into teams or setting a time limit.

American Revolution Charades

Write down the names of important figures from the American Revolution on slips of paper. Have your child take turns acting out the characters while the others guess.

Historical Hide-and-Seek

Hide objects around your home that represent different periods in American history, such as a toy musket, a replica Liberty Bell, or a tiny American flag. Have your child search for the objects and identify their historical significance.

American History Scavenger Hunt


Create a list of clues related to American history and hide them around your neighborhood or local park. Have your child follow the clues to find a hidden prize.

American History Memory Match

Create pairs of cards with images of famous Americans, historical events, and symbols. Turn the cards upside down and have your child match them up correctly.

American History Timeline

Have your child create a timeline of important events in American history, using drawings, construction paper, or an online tool. This activity helps them visualize the sequence of events and understand the cause-and-effect relationships.




How to Raise an American: 1776 Fun and Easy Tools, Tips, and Activities to Help Your Child Love This Country

by Myrna Blyth


★★★★☆ 4.3 out of 5

Language : English
File size : 571 KB
Text-to-Speech : Enabled
Screen Reader : Supported
Enhanced typesetting : Enabled
Word Wise : Enabled
Print length : 320 pages



Uncover the Enchanting Pearl of the Arabian Gulf: Insight Guides Pocket Abu Dhabi Travel Guide Ebook

Escape to the opulent realm of Abu Dhabi, a mesmerizing fusion of tradition and modernity nestled on the azure shores of the Arabian Gulf. Our Insight...



Insight Guides Pocket Baku Travel Guide Ebook: Your Pocket-Sized Guide to Unlocking Baku's Hidden Gems

An Enchanting Journey Awaits Welcome to Baku, a captivating metropolis where East meets West, and ancient traditions blend seamlessly with modern...

