


# How to Argue With a Cat: The Essential Guide to Understanding Your Feline Friend



## How to Argue with a Cat: A Human's Guide to the Art of Persuasion by Jay Heinrichs

★★★★☆ 4.5 out of 5

Language	: English
File size	: 10283 KB
Text-to-Speech	: Enabled
Screen Reader	: Supported
Enhanced typesetting	: Enabled
X-Ray	: Enabled
Word Wise	: Enabled
Print length	: 137 pages



Have you ever tried to argue with a cat? It's not easy. Cats are masters of deflection, distraction, and downright stubbornness. But if you want to get your point across, you need to learn how to argue with a cat.

This book will teach you everything you need to know, from the basics of cat communication to the most effective strategies for getting your cat to do what you want. You'll learn how to:

- Understand your cat's body language
- Interpret your cat's vocalizations
- Use positive reinforcement to train your cat
- Deal with common cat behavior problems

With this book, you'll be able to finally get your cat to listen to you. No more arguing, no more frustration. Just a happy, well-behaved feline friend.

## **Chapter 1: The Basics of Cat Communication**

Cats communicate in a variety of ways, including body language, vocalizations, and scent marking. It's important to understand these different methods of communication in Free Download to effectively argue with your cat.

### **Body Language**

Cats use their bodies to communicate a wide range of emotions and intentions. Here are some of the most common body language cues:

- **Ears:** When a cat's ears are forward, it is usually a sign of interest or alertness. When a cat's ears are back, it is usually a sign of fear or aggression.
- **Tail:** A cat's tail can communicate a variety of emotions, including happiness, anger, and fear. A tail that is held high is usually a sign of happiness or confidence. A tail that is held low is usually a sign of fear or submission.
- **Body posture:** A cat's body posture can also communicate a variety of emotions. A cat that is standing tall and proud is usually a sign of confidence. A cat that is crouching low is usually a sign of fear or aggression.

### **Vocalizations**

Cats also use vocalizations to communicate. Here are some of the most common vocalizations:

- **Meowing:** Meowing is the most common vocalization that cats use. It can be used to communicate a variety of needs, including hunger, attention, or affection.
- **Purring:** Purring is a low, rumbling sound that cats make when they are content or happy.
- **Hissing:** Hissing is a sound that cats make when they are angry or threatened.
- **Growling:** Growling is a sound that cats make when they are about to attack.

## Scent Marking

Cats also use scent marking to communicate. They do this by rubbing their bodies against objects or people. This leaves behind a scent that other cats can detect. Scent marking is used to mark territory, attract mates, and communicate with other cats.

## Chapter 2: Interpreting Your Cat's Vocalizations

Once you understand the basics of cat communication, you can start to interpret your cat's vocalizations. Here are some tips for interpreting your cat's vocalizations:

1. **Pay attention to the context.** The context in which your cat vocalizes can help you to determine what it is trying to say. For example, if your cat is meowing at you while you are feeding it, it is likely that it is hungry.
2. **Consider your cat's body language.** Your cat's body language can also help you to interpret its vocalizations. For example, if your cat is

meowing at you while it is rubbing against your leg, it is likely that it is seeking attention.

3. **Be patient.** It may take some time to learn to interpret your cat's vocalizations. Be patient and observant, and you will eventually be able to understand what your cat is trying to say.

### **Chapter 3: Using Positive Reinforcement to Train Your Cat**

Positive reinforcement is a training method that uses rewards to encourage desired behaviors. This is a very effective way to train cats, as they are motivated by rewards.


Here are some tips for using positive reinforcement to train your cat:

1. **Start with small, achievable goals.** Don't try to train your cat to do something too complex right away. Start with small, achievable goals that your cat can easily master.
2. **Use high-value treats.** The treats that you use to reward your cat should be high-value, such as catnip, tuna, or chicken. This will make your cat more motivated to work for the treats.
3. **Be consistent.** It is important to be consistent with your training. Reward your cat every time it performs the desired behavior. This will help your cat to learn what you want it to do.
4. **Be patient.** Training your cat takes time and patience. Don't get discouraged if your cat doesn't learn something right away. Just keep practicing and eventually your cat will get it.

### **Chapter 4: Dealing With Common Cat Behavior Problems**

All cats have behavior problems at some point in their lives. Some of the most common cat behavior problems include:


- **Aggression:** Aggression is a common behavior problem in cats. There are a variety of causes of aggression, including fear, pain, or territorial



## How to Argue with a Cat: A Human's Guide to the Art of Persuasion by Jay Heinrichs

★★★★☆ 4.5 out of 5

Language	: English
File size	: 10283 KB
Text-to-Speech	: Enabled
Screen Reader	: Supported
Enhanced typesetting	: Enabled
X-Ray	: Enabled
Word Wise	: Enabled
Print length	: 137 pages



## Uncover the Enchanting Pearl of the Arabian Gulf: Insight Guides Pocket Abu Dhabi Travel Guide Ebook

Escape to the opulent realm of Abu Dhabi, a mesmerizing fusion of tradition and modernity nestled on the azure shores of the Arabian Gulf. Our Insight...



## **Insight Guides Pocket Baku Travel Guide Ebook: Your Pocket-Sized Guide to Unlocking Baku's Hidden Gems**

An Enchanting Journey Awaits Welcome to Baku, a captivating metropolis where East meets West, and ancient traditions blend seamlessly with modern...